



ROAD RACE

SUPERMOTO SERIES

- 2021 OFFICIAL RULE BOOK -

CHAMPIONSHIP SUPERMOTO RACING SERIES

CHAMPIONSHIP SERIES CLASSES

- SUPERMOTO BEGINNER
- SUPERMOTO AMATEUR
- SUPERMOTO EXPERT
- SUPERMOTO SPORTSMAN
- SUPERMOTO VET

- MINI BIKE KIDS
- MINI BIKE LITE
- MINI BIKE HEAVY

Gates open: 6:30am
Registration: 7:00am
Practice: 8:00am
Riders Meeting: 10:00am
Qualifying and Races to follow

Road America
N7390 State Highway 67
Plymouth, WI 53073

Weather Hotline
(920) 893-5013

www.roadamerica.com
Phone 1-800-365-7223

2021 SuperMoto Series Rule Book Index

1. General Rules

- 1.1 - Waivers
- 1.2 - Parents reasonability for minors
- 1.3 - Spectators
- 1.4 - Grid & Hot Track Restrictions
- 1.5 - Hot track access
- 1.5.1 - Hot track access - Age restriction
- 1.5.2 - Hot track access - Camera/Phone Restrictions
- 1.6 - Restricted Areas - Entering Timing & Scoring
- 1.7 - Unsportsmanlike conduct
- 1.8 - Alcohol

2. Safety Rules

- 2.1 - Race Bikes & Pit area Safety
- 2.2 - Driving Race Bikes safely
- 2.3 - Rough Driving
- 2.4 - Mechanical problems
- 2.5 - Disabled Race Bikes
- 2.6 - Driver Safety Gear Requirement
- 2.7 - Helmet mounted recording device
- 2.8 - Pre-Tech safety check
- 2.9 - Safety
- 2.10 - Catch Cans
- 2.11 - Starting at the back of the grid
- 2.12 - Race Director - Safety authority
- 2.13 - Riders Responsibilities

3. Class Requirements

- 3.1 - Detailed class rules
- 3.2 - Age
- 3.3 - Engines
- 3.4 - Tires
- 3.5 - Mufflers
- 3.6 - Skid Siders
- 3.7 - Numbers
- 3.8 - Club Sponsor Decal

4. Race Day Procedures

- 4.1 - Race Day Registration
- 4.1.1 - Registration cutoff times
- 4.2 - Pitting on the asphalt
- 4.3 - Practice
- 4.4 - Race Format
- 4.5 - Multi-Class Race Grouping
- 4.6 - Race grid positions
- 4.6.1 - No-Show on Grid
- 4.7 - Transponders
- 4.7.1 - Transponder Placement
- 4.8 - Starts
- 4.9 - Restarts
- 4.10 - Flagging
- 4.10.1 - Yellow Flags
- 4.10.2 - Red Flag
- 4.10.3 - Black Flag W/ Orange Dot (Meatball Flag)
- 4.10.4 - Black Flag
- 4.11 - Race Day Cancellations
- 4.12 - Protests
- 4.13 - Video Footage
- 4.14 - Penalties & Warnings
- 4.15 - SuperMoto Race Points
- 4.15.1 - Points Qualification - Green Flag
- 4.16 - Final Championship Points
- 4.16.1 - Final Championship Points - Dropping a Race
- 4.16.2 - Final Championship Points - Ties
- 4.17 - Year end awards requirement

This rulebook is not intended to cover all aspects of the Road America SuperMoto Series; it will be used as a guide unless it's a clear-cut decision.

1. General Rules

- 1.1 Waivers:
 - EVERYONE is required to sign an Adult or Minor waiver when entering Road America property. This can be done at the track **or by using SpeedWaiver in advance.**
 - Minor waivers MUST be filled out for all minors entering Road America regardless of age.
 - ALL participants MUST have waivers completed and entry fees paid before participating in practice or competing in any races. Note: proof of age is required for all minors.

- 1.2 Parents reasonability for minors:
 - Parents or guardians must sign a waiver and are to be responsible for any children they brought to the races.
 - Example; Don't let them run around unsupervised.

- 1.3 Spectators:
 - Spectators are NOT allowed on the Pre-grid, HOT grid, or on track during the event.
 - A Driver or Pit Pass wristband is required to gain access to Pre-grid, Hot Grid, or Track.

- 1.4 Grid & Hot track Restrictions:
 - Smoking is prohibited on the Pre-grid, Hot grid, and track
 - Fueling is forbidden on the Pre-grid, Hot grid, and track
 - Pets are NOT allowed on the Pre-grid, Hot grid, and Track

- 1.5 Hot track access:
 - Anyone entering the Track MUST ONLY enter through the gate by the Flag stand and ONLY after getting prior approval from a RA official.

- 1.5.1 Hot track access - Age restrictions:
 - No one under the age of 16 can enter the track during practice or racing unless accompanied by a parent or guardian.
 - This includes volunteer corner workers, flaggers and drivers spectating.

- 1.5.2 Hot track access - Camera/Phone Restrictions
 - No cameras or cell phones can be used on the track by corner workers.

- 1.6 Restricted Areas: - Entering Timing & Scoring building:
 - No one can enter the timing and scoring building without permission from a race official.

- 1.7 Unsportsmanlike conduct:
 - Unsportsmanlike conduct, abusive or foul language, fighting, refused cooperation, etc. It Will not be tolerated.
 - Anyone exhibiting such conduct will be disqualified from the event and required to leave the facility, and is subject to further disciplinary action.

- 1.8 Alcohol:
 - Alcoholic beverages are NOT allowed on the grid or track during any events. No driver or crew member can drink alcoholic beverages during an event, only after they are done racing and in a responsible manner.

This rulebook is not intended to cover all aspects of the Road America SuperMoto Series; it will be used as a guide unless it's a clear-cut decision.

2. Safety Rules

2.1 Race Bike & Pit area Safety:

- Rider & Crew are always responsible for the safety of the race bike and pit area.
- They must keep all non-crew people away from any running or hot race bikes.
- Note: Stay clear of any rotating parts, i.e., wheels, chains, and any hot parts, i.e., exhaust pipes, brake rotors, etc.

2.2 Driving race bikes safely:

- Riders must continuously safely operate their bike and adhere to all flags and instructions on track.
- When exiting the track, slow down until you are at a minimum safe speed, be aware of spectators at pit out!

2.3 Rough Driving:

- Rough driving will not be tolerated at any time.
- Anyone intentionally bumping, hitting, chopping, blocking, or driving in an out-of-control manner, will be warned, penalized, disqualified, or suspended, depending on the severity of the incident.

2.4 Mechanical problems:

Drivers must use hand signals to warn other Riders (put one hand straight-up, not out to the side) to safely attempt to get off the racing surface. If a brake failure occurs, do not pull into pits. Drive around until the bike is at a slow enough speed to pull off safely.

2.5 Disabled Race Bikes:

- Attempt to move race bike farther away from the racing surface to a safer area if possible.

2.6 Drivers Safety Gear Requirement:

- Helmet (Snell M2010,SA2010,K2010,CMS 2007,CMR2007,BS6658-85 type A, type A/FR, SFI 24.1, SFI 31.1A, 31.2A, 41.2A, 31.1/2010,41.1/2010 or newer)
- Full Leather protection or Motocross gear with full Skeleton

2.7 Helmet mounted recording devices:

- The mounting of any recording device to the outside of the helmet or inside the helmet is strictly prohibited.
- Anyone found using a helmet-mounted recording device will receive a significant penalty and forfeit all points for that race.

2.8 Pre-Tech safety check:

- All race bikes must have a Pre-Tech safety check and receive a chassis band before getting on track for practice or competing in races.
- It is your responsibility to keep all safety equipment intact during the entire season. A safety check may be done at any time during the season.

2.9 Safety:

- The following must be safety wired or secured in a manner approved by Tech: (Something like RTV)
 - Oil filler caps
 - Oil drain plugs
 - Oil lines
 - Safety wire the radiator cap and drain plug

- Spin-on oil filters/filter bolts.
- It is encouraged that all classes safety wire the brakes bolts.
- Water-cooled engines may use plain water, water with Redline cooling system rust and corrosion inhibitor at .5 ounces per quart of water concentration, Engine Ice, Bel-ray Moto Chill, or Silkolene Pro Cool. Glycol-based antifreeze or water pump lubricants of any kind are strictly prohibited.
- All race bikes must have an operating and marked engine kill switch on the handlebars.
- All race bikes must have a self-closing throttle and operating front and rear brakes.
- Headlight, taillight, and turn signals must be removed or taped. Clear tape may not be used.
- Side and center stands must be removed.
- Safety wire brake bolts

2.10 Catch Cans:

- All race bikes must have a catch can attached and have the carburetor overflow/vent lines running into it. The rider must check and drain these catch cans when necessary. The crankcase breather lines are also required unless the lines are vented to the airbox. Airbox drain hoses must be plugged off or sealed. The rider must also check and drain these hoses when necessary.

2.11 Starting at the back of the grid:

- Any rider may request to start in the rear of the field. It is recommended if you feel your equipment or ability may impede the rest of the field. Please start in the back until you feel comfortable.
- If you prefer to start in the back of the grid, please timing and scoring know.

2.12 Race Director - Safety authority:

- The Race Director has the power to ban or remove any driver from a class in the case of a safety issue

2.13 Rider Responsibilities:

- All Riders are responsible for meeting the rules and regulations for the track. Failure to do so may result in disqualification.
- Riders are also responsible for the actions of their crew.

This rulebook is not intended to cover all aspects of the Road America SuperMoto Series; it will be used as a guide unless it's a clear-cut decision.

3. Class Requirements

- 3.1 Detailed class rules:
- Refer to: Road America SuperMoto Series - 2021 Class Rules document
- 3.2 Age:
- Age as of May 1st determines which class you can participate in. Adjustment to move up a class, the driver must be within one year of age class and have approval by Race Director.
- 3.3 Engines:
- Engines are subject to tech inspection at any time; the refusal of inspection from tech official will be Immediate disqualification of points for the entire season and may result in a suspension.
- 3.4 Tires:
- Slicks, Cut road race slicks
- Class "C" dirt-track tires
- Rain Tires
- Any DOT tire
- **NO KNOBBY OFF-ROAD TIRES**
- 3.5 Mufflers:
- All classes must use muffling devices that limit the sound to 105dBA. The noise level will be measured while the machine is on track during practice sessions and racing events. If a machine measures over the limit, it may be subject to a "Meatball Flag."
- 3.6 Skid Sliders:
-Recommended Devices that protect the racing surface
- Handguards
 - Footpeg Sliders
 - Axle Sliders
 - Frame Sliders
- 3.7 Numbers:
- All race bikes must carry three sets of numbers, one front and one on each side. The number will remain assigned to that rider for the entire Championship Season if two Riders have the same number. Member Rider will keep his / her number while the non-member's number will be changed.
- 3.8 Club Sponsor Decal:
- Road America SuperMoto Series members may be required to place a Series sponsor sticker on their bike.
(Sticker would be provided)

This rulebook is not intended to cover all aspects of the Road America SuperMoto Series; it will be used as a guide unless it's a clear-cut decision.

4. Race Day Procedures

4.1 Race Day Registration:

- Registration slips must be handed in as soon as possible at the timing and scoring building.
- Timing and Scoring must have your registration slip prior to you entering the track for practice.

4.1.1 Registration cutoff times:

- Series cutoff time is 9 am.
If you know, you will not have the registration slip turned in by the cutoff time. Please reach out to the Chief of Timing and scoring prior to race day.
- Turning registration slips in late may result in having to start in the back of race 1.

4.2 Pitting on the asphalt:

- No pitting on the asphalt, only on grass or gravel areas.
- Pit stalls are not reserved and are on a first-come, first-serve basis.
- Teams observed pitting on the asphalt will receive either a verbal or written warning from the Race Director for the race day. Subsequent offenses will result in penalties assigned at the discretion of the Race Director, increasing in severity with each offense (examples: starting at the back of the day's races, no points for the day, asked to leave the Road America grounds)

4.3 Practice:

- Practice will be broken into Groups
- Each group will get a minimum of 2 sessions approx. 10-min each

4.4 Race Format:

Weeknight Series:

- 1 – Qualifying – 8 Min.
- 1 – Race 1 – 9 Min. +1 Lap
- 1 – Race 2 – 9 Min. +1 Lap

4.5 Multi-Class Race Grouping:

- Classes may be grouped with another like speed class but will be scored separately.
- In most cases, each class will be a separate pack and will have a split start.

4.6 Race grid positions:

- Race 1 grid position:
Race 1 - Based on qualifying with the fastest time on pole. Pole is always put closest to the inside of turn 1.
- Race 2 grid position:
Race 2 – Finishing order of race 1 mirrors starting order of race 2

4.6.1 No-Show on Grid:

- When a Rider doesn't show up to the grid for a race. All riders move up one position from that absent rider's starting position.

4.7 Transponders:

- All riders will need to rent a transponder to work with our scoring system. A Credit Card or Driver's License is **REQUIRED** and held for a deposit until the transponder is returned to the Timing & Scoring building.

4.7.1 Transponder Placement:

- The transponder must be mounted on the upper fork leg.

4.8 Starts:

- Be on time for your class and listen to announcements! If you are late, you must stay on pit road until after the race has started and after the field has passed the pit exit.
- A race bike already on the grid that stalls may be restarted.
- All race bike must be held at a dead stop in their assigned grid position with no wheels rolling. Grid check, the flag goes up, then the race starts on flag drop.
- If a rider has a mechanical problem, they must raise their hand and wave it vigorously to grab the attention of the starter.
- If lights are used for the starting procedure, the Red light will be illuminated on the starting grid. Once the field of riders gives the GO to the starter, then the light will go from Red to Green at any time.

4.9 Restarts:

- Restarts after a red flag will revert to the most current order of the last completed lap. If no laps were completed, the field will revert to the original grid order.
- A lap is complete when all karts on lead lap have passed the finish line.

4.10 Flagging:

For further flagging clarification, see Flags & Definition document (Page 12)

4.10.1 Yellow flags:

- Standing Yellow is displayed as a warning: (Problem is off track or in next sector)
Example: disabled race bikes(s) ahead but not on racing surface.
- Waving Yellow flag is displayed: (Problem in this sector)
The rider must slowdown. NO passing is allowed until past the reason for the waving yellow. Look ahead for flagging instructions or hand instructions.

4.10.2 Red Flag:

- Stops the race immediately. When riders see a red flag, they must signal to the riders behind them, slow their race bike to a safe and controlled speed, and proceed slowly to the pit area. Do not stop on the course unless it is impassable or obviously signaled to do so by corner workers. The starter and all corner stations will display a red flag. This flag indicates racing has stopped, and racers should proceed cautiously to pit road. Riders not proceeding cautiously will be penalized.

4.10.3 Black Flag W/ Orange DOT (Meatball Flag)::

- Indicates a safety violation. The rider in question should as quickly and safely as possible pull off the racing surface and inspect his/her machine or report to the nearest corner station. Failure to respond may result in disqualification.
- Any race bike that receives the Meatball flag (mechanical or safety) will be scored

4.10.4 Black Flag

- The rider must complete the current lap and report to officials on pit lane. This flag may be used to indicate a jump-start or other grid infraction as well as any other situation where the officials deem it necessary to have a rider brought in to inspect the rider's machine or have a talk with the rider.

4.11 Race day Cancellations: (Note: Road America's SuperMoto Series races in the rain)

We do not race when the weather becomes severe!

- If Qualifying and Race 1 from all the classes have been completed, the race day is official.
- Points for rained out features will be determined by your grid position from the heat races.
- After a rain delay, lap totals for races may be lowered due to time restraints.

- If a race is rained out and cannot be made up, it will be dropped from the schedule.
This means you would still drop another race.

4.12 Protests:

- All protests must be presented to the race director.
- Note: approaching any other official could lead to disqualification.
Example: Yelling at scoring or the flagman will not be tolerated.

4.13 Video Footage:

- Video footage provided by a competitor will **NOT** be viewed by the Race Director or any race official as evidence against any protests of on-track incidents.
- Road America SuperMoto Series reserves the right to request video footage from competitors that may depict an on-track incident for insurance purposes.

4.14 Penalties & Warnings:

The Race Director reserves the right to impose warnings or penalties on any riders that have been seen first-hand or by an official breaking any rules, including driving infractions.

4.15 SuperMoto Race Points:

Points earned from Race 1 and Race 2 and are combined for total event points.

Finishing Position	Race 1 Points	Race 2 Points
1 st	25	25
2 nd	22	22
3 rd	20	20
4 th	18	18
5 th	16	16
6 th	15	15
7 th	14	14
8 th	13	13
9 th	12	12
10 th	11	11
11 th	10	10
12 th	9	9
13 th	8	8
14 th	7	7
15 th	6	6
16 th	5	5
17 th	4	4
18 th	3	3
19 th	2	2
20 th	1	1

4.15.1 Points Qualification - Green Flag

- Any race bike that receives the green flag under its own power but doesn't finish the race will be scored.

4.16 Final Championships Points:

Final Championship Points will be determined based on cumulative points from 4 out of 5 race series. This allows you to still miss a week and have a chance at the championship. If you attend all 5 races, your lowest week of points will be dropped.

4.16.1 Final Championship Points - Dropping a Race:

Competitors can NOT drop a race event where they were disqualified for in a post-race technical inspection.

4.16.2 Final Championship Points - Ties

Ties in season-ending points will be decided on 1st on most race #2 wins, 2nd on highest finishing position in the season-ending race #2.

4.17 Years end awards requirement:

To receive any year-end awards, you must participate in at least 3 of the season's races, and your class must have had at least 3 entries in half of the races for the season.

This rulebook is not intended to cover all aspects of the Road America SuperMoto Series; it will be used as a guide unless it's a clear-cut decision.

Road America SuperMoto Series - 2021 Class Structure

SUPERMOTO (unlimited bike displacement)

Skill Level Classes (one rider can only ride one skill level class)

- Beginner - Skill Level: Beginner
- AM - Skill Level: Amateur
- Expert - Skill Level: Expert

Age Classes (one rider can only ride one age class)

- Sportsman – rider age: up to 34 years of age, all skill levels
- Vet+35 - rider age: +35 years of age, all skill levels


















MINI BIKE (Kids + Adults, small framed motorcycles)

- Mini Kids (up to 12): any small framed motorcycle
- Mini Lite: 4 stroke up to 145cc; 2 stroke up to 65cc
- Mini Heavy 4 stroke up to 230cc (air-cooled); 4-stroke up to 150cc

(liquid cooled); 2 stroke up to 105cc

Small-framed motorcycle: any production motorcycle that came equipped from the Original Equipment Manufacturer with a 19" or smaller front wheel.

RA SuperMoto Flags & Definitions

Light	Flag	Meaning	Where/When Displayed
	 Waving Green	The race has begun/restarted; Passing is allowed	By Starter At the beginning of a session
 Solid Green		The track is clear in this sector	By Lights Displayed only in the sector(s) that affected
 Solid Yellow	 Standing Yellow	Problem is off track or in next sector/slow race bike ahead	By Starter, Lights, or Flagger Displayed only in the sector that is affected
 Blinking Yellow	 Waving Yellow	The problem in this sector. SLOW DOWN NO PASSING ZONE DECLARED NO passing till past problem	By Starter, Lights, or Flagger Displayed only in the sector that is affected
 Red	 Waving/Standing Red	Session stopped.	By Starter, Lights, and Flaggers. At direction of officials
 Alternating	 Standing Surface	Surface conditions have changed	By Starter, Lights, or Flaggers. At Marshall's discretion Displayed for max 2 laps, then withdrawn
	 Furled Black	Warning issued to the driver(s)	By Starter At direction of Race Director
	 Black	See section:	By Starter At direction of Race Director
	 Meatball	See section:	By Starter At direction of Race Director
	 Standing Blue	Faster traffic approaching; may overtake later in the lap	By Starter At Starter's discretion
	 Waving Blue	Faster traffic approaching; may overtake very soon	By Starter At Starter's discretion
	 White	Final Lap	By Starter At the start of the final lap
	 Checkered	Session Complete; Exit track at track out	By Starter At the conclusion of the session