



# - 2024 OFFICIAL RULE BOOK -

## 2 CHAMPIONSHIP KART RACING SERIES

Weekend Series	Tuesday Night Series
<p><b>2 Cycle and 4 Cycle Classes</b></p> <ul style="list-style-type: none"> <li>- Kid Karts</li> <li>- Briggs 206 Cadet</li> <li>- Briggs 206 Sportsman</li> <li>- Briggs 206 Junior</li> <li>- Briggs 206 Senior</li> <li>- Briggs 206 Masters</li> <li>- <b>Micro Swift</b></li> <li>- Mini Swift</li> <li>- Yamaha Heavy</li> <li>- TaG 100 Junior</li> <li>- TaG 100 Senior</li> <li>- T.A.G.</li> <li>- Rotax DD2</li> <li>- Stock Honda Shifter</li> </ul>	<p><b>Only Kid Karts and 4 Cycle Classes</b></p> <ul style="list-style-type: none"> <li>- Kid Karts</li> <li>- Briggs 206 Cadet</li> <li>- Briggs 206 Sportsman</li> <li>- Briggs 206 Junior</li> <li>- <b>Briggs 206 Senior Medium</b></li> <li>- <b>Briggs 206 Senior Heavy</b></li> <li>- Briggs 206 Masters</li> <li>- Briggs World Formula</li> </ul>
<p>Weekend Series:</p> <ul style="list-style-type: none"> <li>- Day races: Gate 4 - Opens 8am / Racing at 12:15pm</li> <li>- Night races: Gate 4 - Opens 1:30pm / Racing at 5:30pm</li> </ul>	<p>Weeknight Series:</p> <ul style="list-style-type: none"> <li>- Gate 4 - Opens at 2:30pm / Racing at 6:00</li> </ul>

# 2024 RAKC Rule Book Index

## 1. General Rules

- 1.1 - Waivers
- 1.2 - Parents reasonability for minors
- 1.3 - Spectators
- 1.4 - Grid & Hot Track Restrictions
- 1.5 - Hot track access
- 1.5.1 - Hot track access - Age restriction
- 1.5.2 - Hot track access - Camera/Phone Restrictions
- 1.6 - Restricted Areas - Entering Timing & Scoring
- 1.7 - Unsportsmanlike conduct
- 1.8 - Social Media
- 1.9 - Alcohol

## 2. Safety Rules

- 2.1 - Kart & Pit area Safety
- 2.2 - Starting engine
- 2.3 - Driving kart safely
- 2.3.1 - Driving karts in pits
- 2.3.2 - Rough Driving
- 2.4 - Mechanical problems
- 2.5 - Disabled karts
- 2.6 - Additional Weight
- 2.7 - Driver Safety Gear Requirement
- 2.7.1 - Helmet (Full Face) with a hard shield
- 2.7.2 - Helmet mounted recording devices
- 2.7.3 - Rib/chest protector
- 2.8 - Corner Workers
- 2.9 - Pre-Tech safety check
- 2.10 - Rookies
- 2.11 - Starting at the back of the grid
- 2.12 - Race Director - Safety authority
- 2.13 - Driver Responsibilities

## 3. Class Requirements

- 3.1 - Detailed class rules
- 3.2 - Age
- 3.3 - Engines
- 3.4 - Tires
- 3.4.1 - Tire Changing
- 3.4.2 - Tire Testing
- 3.5 - Fuel Testing
- 3.6 - Clutches
- 3.7 - Mufflers
- 3.8 - Bodywork
- 3.9 - Bumpers
- 3.10 - Numbers
- 3.11 - Seat placement

## 4. Race Day Procedures

- 4.1 - Race Day Registration
- 4.1.1 - Registration cutoff times
- 4.2 - Pitting on the asphalt
- 4.3 - Pre-Tech
- 4.4 - Practice
- 4.5 - Race Format
- 4.5.1 - Race Format - Split Heats
- 4.6 - Multi-Class Race Grouping
- 4.7 - Race grid positions
- 4.7.1 - No-Show on Grid
- 4.8 - Transponders
- 4.8.1 - Transponder Placement
- 4.8.2 - Transponder Rental
- 4.9 - Driver's responsibilities on race starts
- 4.10 - Jumped starts
- 4.11 - Restarts
- 4.12 - Scaling
- 4.12.1 - Unauthorized entry into Scale area
- 4.13 - Flagging
- 4.13.1 - Yellow Flags
- 4.13.2 - Black Flag
- 4.13.3 - Sportsmanship Flag
- 4.14 - Rain outs
- 4.15 - Protests
- 4.16 - Video Footage
- 4.17 - Penalties & Warnings

## 5. RAKC Points

- 5.1 - Race Points
- 5.2 - Points Qualification
- 5.3 - Points Disqualification
- 5.4 - Championship Points
- 5.4.1 - Championship Points - Dropping a Race
- 5.4.2 - Championship Points - Ties
- 5.5 - Year end awards requirement

This rulebook is not intended to cover all aspects of the Road America Karting Club; it will be used as a guide unless it is a clear-cut decision and will be used in conjunction with the WKA rules book.

# 1. General Rules

## 1.1 Waivers:

- EVERYONE is required to sign an Adult or Minor waiver when entering Road America property. This can be done at the track or by using SpeedWaiver in advance.
- Minor waivers MUST be filled out for all minors entering Road America regardless of age.
- ALL participants MUST have waivers completed, and entry fees paid prior to participating in practice or competing in any races. Note: proof of age is required for all minors.

## 1.2 Parents reasonability for minors:

- Parents or Guardians must sign a waiver and are to be responsible for any children they brought to the races.
- Example; Do not let them run around unsupervised.

## 1.3 Spectators:

- Spectators are NOT allowed on the Pre-grid, HOT grid or on Track during the event.
- A Driver or Pit Pass wristband is required to gain access to Pre-grid, Hot Grid or Track.

## 1.4 Grid & Hot track Restrictions:

- Smoking is prohibited on the Pre-grid, Hot grid and on Track
- Fueling is prohibited on the Pre-grid, Hot grid and on Track
- Pets are NOT allowed on the Pre-grid, Hot grid and on Track

## 1.5 Hot track access:

- Anyone entering the track MUST ONLY enter through the gate by the Flag stand and ONLY after getting prior approval from a RAKC official.

### 1.5.1 Hot track access - Age restrictions:

- No one under the age of sixteen can enter the track during practice or racing unless they are accompanied by a parent or guardian.
- This includes volunteer corner workers, flaggers and drivers spectating.

### 1.5.2 Hot track access - Camera/Phone Restrictions

- No cameras or cell phones can be used on the track by corner workers.

## 1.6 Restricted Areas: - Entering Timing & Scoring building:

- No one can enter the timing and scoring building without permission from a race official.

## 1.7 Unsportsmanlike conduct:

- Unsportsmanlike conduct, abusive and/or foul language, fighting, refused cooperation, will not be tolerated.
- Anyone exhibiting such conduct will be disqualified from the event and required to leave the facility and is subject to further disciplinary action.

## 1.8 Social Media:

- Posts on blogs or social media sites such as Facebook that reflect poorly on Road America Karting Club, fellow competitors, and/or the sport of karting are unacceptable and may result in disciplinary actions at the discretion of Road America. Differences of opinion regarding Road America Karting Club rules and regulations, decisions by Road America Karting Club Officials, Road America Karting Club policies, or between competitors are best handled privately and directly between the parties involved. Penalties for violations may include suspension from Road America Karting Club Competition.

**This rulebook is not intended to cover all aspects of the Road America Karting Club; it will be used as a guide unless it is a clear-cut decision and will be used in conjunction with the WKA rulebook.**

- 1.9 Alcohol:
- Alcoholic beverages are NOT allowed on the grid or track during any events.
  - No driver or crew member can drink alcoholic beverages during an event.
  - Alcohol consumption is only allowed after the driver or crew members are done racing and in a responsible manner.

## 2. Safety Rules

### 2.1 Kart & Pit area Safety:

- Driver & Crew are always responsible for safety of their kart and pit area.
- They must keep all non-crew people away from any running or hot karts.
- Note: Stay clear of any rotating parts i.e., wheels, chains, stay clear any hot parts i.e., exhaust pipes, brake rotors etc.

### 2.2 Starting engine:

- Driver must be in kart prior to starting engine or Kart must be on a secure kart stand.

### 2.3 Driving kart safely

- No driving of karts outside of marked hot grid and karts will be at a minimal speed until on track.
- Drivers must always operate their kart in a safe manner and adhere to all flags and instructions given while on track.
- On-track "tire scrubbing" is NOT allowed.  
Anyone determined to be "scrubbing tires" by the Flagman or Race Official will be penalized.  
The penalty will be at the discretion of the Race Director.
- When exiting the track, slow down until you are at a safe minimal speed, check brakes, stop short of kart in front of you by 3 or 4 feet, turn off engine and push kart over scales.

#### 2.3.1 Driving karts in the pits:

- No driving of karts in the pit area.
- Karts can only be driven when leaving the grid, on track and slowly entering the scale area.  
Karts need to be pushed to the grid and pushed to the scale on the exit lane.

#### 2.3.2 Rough Driving:

- Rough driving will not be tolerated at any time.
- Anyone intentionally bumping, hitting, chopping, blocking, or driving in an out-of-control manner, will be warned, penalized, disqualified, or suspended depending on the severity of the incident.

### 2.4 Mechanical problems:

- Drivers must use hand signals to warn other karts (put one hand straight-up not out to the side of kart) attempt to get off racing surface in a safe manner, if a brake failure occurs do not pull into pits, drive around until kart is at a slow enough speed to safely pull off.

### 2.5 Disabled karts:

- Attempt to move the kart farther away from the racing surface to a safer area if possible.

### 2.6 Additional weight:

- All added weights must be painted white and securely fastened (5/16 bolt min. double nutted or pinned) When fastening weights to your kart, there must be a minimum of 1/8 inch beyond the last retaining nut if double nutted.
- If a single weight or combined weights are greater than 10.5 pounds, a single 3/8" inch bolt or two 5/16" inch bolts must be used.

**This rulebook is not intended to cover all aspects of the Road America Karting Club; it will be used as a guide unless it is a clear-cut decision and will be used in conjunction with the WKA rulebook.**

- 2.7 Drivers Safety Gear Requirements:
- Helmet (Full Face) with hard shield. (See 2.7.1)
  - Racing suit or racing jacket with long abrasion-resistant pants.
  - Proper driving shoes (no sandals or loafers).
  - Gloves: full coverage of hand, made of suitable material.
  - Neck collar: racing type
  - Rib/chest protectors (See 2.7.3)
- 2.7.1 Helmet (Full Face) with a hard shield:
- Snell Rated: M 2015, SA 2015, CMS 2016 & CMR 2016 (Youth) or higher rating
  - SFI Rated: 24.1 2015, 31.1 2015, 31.1A 2015, 41.1 2015 or higher rating
- 2.7.2 Helmet mounted recording devices:
- Mounting any recording device to outside or inside of helmet is prohibited.
  - Anyone found using a helmet mounted recording device will receive a major penalty and forfeit all points for that race.
- 2.7.3 Rib/chest protectors
- An SFI rated chest protector is required for Kid Kart, Cadet & Sportsman classes.
  - HIGHLY Recommended that all drivers wear rib or chest protectors.
- 2.8 Corner Workers:
- We need volunteer corner workers for each race.
  - Volunteer corner workers need to have a Driver or Pit Pass wristband.
  - A minimum of three corner workers must be on the track before the race can begin.
- 2.9 Pre-Tech safety check:
- All karts must have a Pre-Tech safety check and receive chassis band, before getting on track for practice or competing in races.
  - It is your responsibility to keep all safety equipment intact during the entire season, a safety check may be done at any time during the season.
- 2.10 Rookies:
- For all classes inexperienced drivers may have to start in the rear of the field until approved by the Race Director. For first year drivers in the ALL classes, you must adhere a visible X on the back of their helmet (use yellow or other contrasting colored tape). If driver's actions are found to be unsafe, participant may be asked to attend 2-3 practice days, before being approved to race, at Race Director's discretion.
- 2.11 Starting at the back of the grid:
- Any driver may request to start in the rear of the field.
  - If you feel your equipment or ability may impede the rest of the field it is recommended you start in the back until you feel comfortable.
  - If you prefer to start in the back of the grid, please timing and scoring know.
- 2.12 Race Director - Safety authority:
- The Race Director has the authority to ban or remove any driver from a class in the case of a safety issue

**This rulebook is not intended to cover all aspects of the Road America Karting Club; it will be used as a guide unless it is a clear-cut decision and will be used in conjunction with the WKA rulebook.**

- 2.13 Driver Responsibilities:
- All Drivers are responsible for meeting the rules and regulations for the track. Failure to do so may result in a disqualification.
  - Drivers are also responsible for the actions of their crew.
  - You can purchase a WKA rule book at [worldkarting.com](http://worldkarting.com) in the Store under printed materials or ask the Race Director to view the rules

### 3. Class Requirements

- 3.1 Detailed class rules:
- Refer to: Road America Karting Club - 2024 Class Rules document (Pages 13&14)
- 3.2 Age:
- Age as of May 1<sup>st</sup> determines the class in which you are eligible to compete in. Requests to move up a class, driver must be within one year of age class and have approval by Race Director.
- 3.3 Engines:
- Engines are subject to tech inspection at any time; refusal of inspection from tech official will be Immediate disqualification of points for the entire season and may result in a suspension.
  - Engine/Chassis change: If a competitor must change an engine or chassis, both engines/chassis are subject to technical inspection. Prior to replacement, Tech officials must be notified of your intent to replace the component. The replaced engine or chassis must be presented to tech officials upon installing the replacement. The competitor will be required to start in the back of the next heat race.
- 3.4 Tires:
- MG Tire is Official Tire for the Road America Karting Club & Briggs & Stratton Motorplex
  - See "Road America Karting Club - 2022 Class Rules" document. For the required tire compounds
  - Wire brushing or scraping to remove debris or rubber build up is allowed.
  - **Only untreated tires are allowed.** No altering of ANY kind allowed.  
This includes: No washing or cleaning of tires at Road America. Application of chemical mixtures/sprays, heating/cooling blankets, and/or any other tire applicant is not allowed.
- 3.4.1 Tire Changing:
- Changing tires after qualifying or after a scored session is NOT permitted. Changing tires without the approval of a Race official will result in a DQ and zero points for that race.
  - Only the damaged tires can be replaced and require approval from the Race Director prior to the tire being changed, and only the damaged tire can be replaced.
- 3.4.2 Tire Testing:
- Tire testing may include, but is not limited to, any combination of the following practices: comparing durometer readings, visual inspection, sniffer testing, painting inside, lab testing.
  - The Race Director will make a final decision on tire legality or may impose a warning or impound tire(s) for storage.
  - Minimum penalty for violating the tire-treatment ban will be a suspension for 30 days or the next two RAKC points races, whichever is greater. Suspension days will include non-race days.
  - Suspensions cannot be used as drop races. Penalties for subsequent violations of the tire-treatment ban will increase in severity and be dealt with at the discretion of the Race Director.

**This rulebook is not intended to cover all aspects of the Road America Karting Club; it will be used as a guide unless it is a clear-cut decision and will be used in conjunction with the WKA rulebook.**

- 3.5 Fuel Testing:
- No additives of any kind are allowed (any derivatives of nitro or oxidizers are illegal).
  - Fuel may be tested using a Digitron fuel meter (spec oil is Burris Castor or Burris Blend, no oil spec for TAG, DD2 & Shifter classes).
  - All 4 cycle gas classes must use gas station pump gas (must retain natural color) NO racing gas, NO adding of methanol or any other liquid fuel (must remain as it came from the pump) water testing and lab testing may be done.
  - The penalty for illegal fuel is a non-droppable disqualification.
- **Spec Fuel for all Briggs 206 Classes:**
- BP **Regular 87 gasoline** from R-Store BP Station. 1232 Co Rd O Plymouth, WI 53073  
OR
  - BP **Regular 87 gasoline** from Marshalls One Stop 510 E Rhine St Elkhart Lake, WI 53020
- Test range will be plus or minus 10 on the Digitron fuel meter to tech sample
- 3.6 Clutches:
- No axle clutches allowed. Briggs 206 Classes must adhere to Briggs Ruleset.  
4 cycle classes any dry type of clutch allowed.  
All other classes must use WKA authorized clutches.
- 3.7 Mufflers:
- All classes must use unaltered authorized mufflers, must be removable from pipe (not welded on).
  - 4 cycle classes must use an RLV #B91 muffler.
  - Yamaha Sportsman class must use RLV #7543 (4 holes spaced between 12 and 3 o'clock) or RLV #7548 (4 holes spaced 90 degrees of each other).
  - Yamaha Lite and Heavy classes must use a RLV SR-Y pipe with a #9110 header.
- 3.8 Bodywork:
- All karts must have bodywork (nose & side pods minimum) to be allowed on the track. Bodywork must conform to either WKA Manufactures Cup or Gold Cup specifications. **Note: In 2025 All bodywork must be CIK style. All 2-Cycle and 4-Cycle classes must run bodywork that is CIK in appearance and legal to "Manufacturers Cup" rules as set forth in the current WKA Tech Manual.**
- 3.9 Bumpers:
- Full width rear bumpers (plastic or steel) are required.  
Front, rear bumpers and nerf bars must be made from round steel tubing (0.63 O.D. x .065 wall minimum) and all corners must have a radius (no sharp edges & no square tubing).
- 3.10 Numbers:
- Karts must have their number on all four sides, a minimum of five inches tall and visible to Race Officials.
- 3.11 Seat placement:
- No seat can be located rearward of a vertical plane at the rear of the rear axle. Checked when kart is on the ground by placing a square up against the rear surface of the axle.
- 3.12 Club Sponsor Decal:
- RAKC members may be required to place a series sponsor sticker on their kart.  
(Sticker would be provided)

**This rulebook is not intended to cover all aspects of the Road America Karting Club; it will be used as a guide unless it is a clear-cut decision and will be used in conjunction with the WKA rulebook.**

## 4. Race Day Procedures

### 4.1 Race Day Registration:

- Registration slips must be turned into Timing & Scoring before you go on track or no later than:
  - Weekend Series Day Races: 11:00am
  - Weekend Series Night Races: 4:15pm
  - Weeknight Series: 4:30pm

#### 4.1.1 Registration cutoff times:

- Tuesday Night Series cutoff time is 5:30 pm.
- Weekend Series cutoff time is 11:30am (4:30 pm for night races).
  - If you know you will not be able to have the registration slip turned in by the cutoff time. Please reach out to the Chief of timing and scoring prior to race day.
- Turning in registration slip late will result in having to start in the back of both heats.

### 4.2 Pitting on the asphalt:

- No pitting on the asphalt, only on grass or gravel areas.
- Pit stalls are NOT reserved and are filled on a first come first served basis.
- Teams observed pitting on the asphalt will receive either a verbal and/or written warning from the Race Director for the race day. Subsequent offenses will result in penalties assigned at the discretion of the Race Director, increasing in severity with each offense (examples: starting at the back of the days races, no points for the day, asked to leave the Road America grounds)

### 4.3 Pre-Tech:

- All karts must pass pre-tech along with the driver safety gear prior to being allowed on track.
- NOTE:
  - Passing pre-tech is in no way a guarantee of class legality or technical compliance.
  - Furthermore, this test in no way guarantees any rule legality and is solely intended as a safety inspection. Pre-Tech does not replace race required tech inspections.

### 4.4 Practice:

- Practice will be broken into Groups
- Each group will get a minimum of two practice sessions.

### 4.5 Race Format:

#### Weeknight Series:

- 2 - Heat races - 6 laps (All Classes)
- 1 - Feature race - 10 laps (All Classes)

#### Weekend Series:

- 2 - Heat races - 5 laps each (Kid Karts Heat races are 6 laps each)
- 1 - Feature race - 10 laps (All Classes)

#### 4.5.1 Race Format - Split Heats:

- If any class has fourteen or more entries Heats races may be split into A and B heats.

### 4.6 Multi-Class Race Grouping:

- Classes may be grouped with another like speed class but will be scored separately.
- In most cases, each class will be a separate pack and will have a split start.

**This rulebook is not intended to cover all aspects of the Road America Karting Club; it will be used as a guide unless it is a clear-cut decision and will be used in conjunction with the WKA rulebook.**



- 4.7 Race grid positions:
- Heat race grid position:
    - Heat 1 - **Random computer draw, qualifying or qualifying with dice roll invert.**
    - Heat 2 - **Inverted positions from starting position in Heat 1.**
      - When qualifying, or qualifying with dice roll invert, the finish of Heat 1 determines the grid for Heat 2.**
  - Feature race grid position:
    - Is based on points earned in the heat races, most points start on pole.**
    - **In the event of a tie in points, the faster lap in qualifying will determine the starting position.**
    - **With no qualifying the faster lap time in either heat will get higher starting position.**
    - Pole position can decide to start on the inside or outside of the front row.
- 4.7.1 No-Show on Grid:
- When a kart does not show up to the grid for a race. The line of karts directly behind the missing kart move up one row.
- 4.8 Transponders:
- Timing and scoring will be done using the AMB TranX 160 transponder system.  
It is your responsibility to have a charged and working transponder on your kart.
- 4.8.1 Transponder Placement:
- The transponder must be mounted vertically on the inside of your left side pod or seat.  
The transponder must be mounted a minimum of nine inches back from the kingpin bolt of the spindle to the front side of the transponder.
- 4.8.2 Transponder Rental:
- We have a limited number of rental transponders.
    - Transponder are rented on a first come first serve basis.
    - Transponders are rented for \$15 at Gate 4 & picked up in the Timing & Scoring building.
    - A Credit Card or Driver's License is **REQUIRED** and will be held for deposit when transponder is picked up in the Timing & Scoring building.
- 4.9 Driver's responsibilities on race starts:
- Kart in pole position shall set a reasonable pace to the starting cone.
- 4.10 Starts:
- The Flagman has control of the race start. If there is a waved off start caused by the front row karts, one more attempt will be made, if they were the cause of another waved off start, they (both karts) shall be placed in the back row of the field.
  - There is to be no pushing, bumper-to-bumper contact or dropping back to get a run and pull out of line on the start. **Drivers must stay in the tram lines until they have reached the yellow ending line.** Drivers caught will receive a 2 position post-race penalty at minimum. In most cases, the attempt at a start will not be waived off for drivers pushing.
  - For split group starts the race director reserves the right to impose a penalty for jumping the start. Penalties may include a warning, position penalty or disqualification depending on the severity of the incident.
  - The Race Director may implement a standing start for any problematic race group(s).
- 4.11 Restarts:
- Restarts after a red flag will revert to the most current order of the last completed lap.
    - If no laps were completed the field will revert to the original grid order.
    - A lap is complete when all karts on lead lap have passed the finish line.

**This rulebook is not intended to cover all aspects of the Road America Karting Club; it will be used as a guide unless it is a clear-cut decision and will be used in conjunction with the WKA rulebook.**

#### 4.12 Scaling:

- All karts must be scaled after every race to be scored for that race, any kart that does not get scaled or does not meet minimum class weight will receive zero points for that race.
- If you fail to make weight you will be able to pull off scale and have another competitor weigh in, then try one more time, if you fail to make weight again and the scale is deemed accurate by the scale operator, you will receive zero points for that race.
- To retain your position in the next race the kart must be rescaled before the next race and certified by the scale operator to be at a legal weight, otherwise you will start at the back of the grid.

##### 4.12.1 Unauthorized entry into Scale area.

- The Driver is the only person allowed in scale area, except for Kid Karts.
- Unauthorized entry into the scale area could lead to a penalty or disqualification.

#### 4.13 Flagging:

For further flagging clarification, see RAKC Flags & Definition document (Page 17)

##### 4.13.1 Yellow flags:

- Standing Yellow is displayed as a warning: (Problem is off track or in next sector)  
Example: disabled kart(s) ahead but not on racing surface. No Passing is allowed until past the reason for the standing yellow.
- Waving Yellow flag is displayed: (Problem in this sector)  
The driver must slow down, NO passing is allowed until past the reason for the waving yellow.  
Look ahead for flagging instructions or hand instructions.

##### 4.13.2 Black Flag:

- Any kart that is black flagged during the race must safely exit the track on the exit lane and report to the scale, the driver will then be informed by a Race Director of the infraction that caused the black flag & what action will be taken for the infraction, which could include position penalty (last place points) or zero points for that race.
- A rolled up black flag may be shown to a driver who is one incident away from being penalized. No penalty has been issued at this point, but further infractions will result in penalties. This warning is not required and is considered a courtesy to the driver.
- Any repeat offenders are subject to a non-droppable disqualification or race suspension.

##### 4.13.3 Sportsmanship Flag:

- The Sportsmanship flag (Black and White diagonal flag) may be used to notify a driver of a position penalty during a race. There is no guarantee of the usage of the sportsmanship flag. It is a courtesy from race officials. It may not always be possible for officials to utilize the flag in a timely manner, especially in shorter heat races. If a penalty is for avoidable contact, unsportsmanlike driving, or blocking has been called in the race, the flag will be displayed to the driver who has committed the penalty along with a white board by the starter at the start/finish line for two laps. The offending driver has the option to adhere to the penalty and place themselves in the correct running order completely behind the kart that the infraction occurred upon. If the driver adheres to the penalty during the race, the penalty will be removed and acknowledged by race officials immediately and the drivers can go back to racing like normal. If the driver does not adhere to the Sportsmanship flag, the effected driver(s) will be notified of the penalty at scales.

**This rulebook is not intended to cover all aspects of the Road America Karting Club; it will be used as a guide unless it is a clear-cut decision and will be used in conjunction with the WKA rulebook.**

#### 4.14 Rain outs:

- If all the heats from all the classes have been completed the race is official, if within two heats of finishing all heats, the two heats will be run before the next race day to make the race official.
- Points for rained out features will be determined by your grid position from the heat races.
- After a rain delay, lap totals for races may be lowered due to time restraints.
- If the race is rained out and cannot be made up, it will be dropped from the schedule.  
This means you could still drop another race.

#### 4.15 Protests:

- All protests must be presented to the race director. They must be in writing and be within 30 minutes of the driver/handler being informed of the offence or incident, whichever is longer.
- Note: approaching any other official could lead to disqualification.  
Example: Yelling at the scale, Scoring or the Flagman will not be tolerated.

#### 4.16 Video Footage:

- Video footage provided by a competitor will **NOT** be viewed by the Race Director or any race official as evidence against any protests or on track incidents.
- Road America Karting Club reserves the right to request video footage from competitors that may depict an on-track incident for insurance purposes.

#### 4.17 Penalties & Warnings:

The Race Director reserves the right to impose warnings or penalties on any karts that have been seen first-hand or by an official breaking any rules, including driving infractions.

**This rulebook is not intended to cover all aspects of the Road America Karting Club; it will be used as a guide unless it is a clear-cut decision and will be used in conjunction with the WKA rulebook.**

## 5. RAKC Points

### 5.1 Race Points:

Points earned from Heat Races and Feature Race are combined for total event points.

Finishing Position	Heat Race Points	Feature Race Points
1 <sup>st</sup>	50	200
2 <sup>nd</sup>	40	160
3 <sup>rd</sup>	35	140
4 <sup>th</sup>	30	130
5 <sup>th</sup>	25	120
6 <sup>th</sup>	22	110
7 <sup>th</sup>	19	100
8 <sup>th</sup>	16	90
9 <sup>th</sup>	13	80
10 <sup>th</sup>	10	76
11 <sup>th</sup>	9	72
12 <sup>th</sup>	8	68
13 <sup>th</sup>	7	64
14 <sup>th</sup>	6	60
15 <sup>th</sup>	5	56
16 <sup>th</sup>	4	52
17 <sup>th</sup>	3	48
18 <sup>th</sup>	2	44
19 <sup>th</sup>	1	40
20 <sup>th</sup>	0	36

### 5.2 Points Qualification

- Any kart that receives the green flag under its own power will receive race points.
- Any kart that receives the Meatball flag (mechanical or safety) will receive race points.

### 5.3 Points Disqualification

- If any kart is found to be illegal after technical inspections, the driver will be disqualified.
- If found after qualifying or Heat races, the kart is only disqualified for that heat race.
- Once the technical issue has been rectified, the kart/driver will be allowed to return to the days racing, but will start in the back of the next session they participate in.
- If an infraction is found after the Feature, the disqualification is for the entire day.

### 5.4 Championships Points:

Championship Points are determined based on culminative points earned in each series race.  
Both the Weeknight and Weekend series allow one drop per series.

#### 5.4.1 Championship Points - Non-Droppable Race:

If disqualified in post-race technical inspection, you are not allowed to use that race as your drop.

#### 5.4.2 Championship Points - Ties

Ties in season ending points will be decided by most feature wins, then on highest finishing position in the season ending feature race.

### 5.5 Years end trophy requirement:

To receive a year end trophy, drivers must have participated in at least half of the series races and their class must have had at least three entries in half of the races for the season.

**This rulebook is not intended to cover all aspects of the Road America Karting Club; it will be used as a guide unless it is a clear-cut decision and will be used in conjunction with the WKA rulebook.**

# Road America Karting Club - 2024 Class Structure & Rules

Kid Kart Classes <i>*both series</i>	Age	Weight	Tire	Fuel	Engine	Restrictions
<b>Kid Karts</b>	5 – 8	150 / 170	MG HZ or HZI (Red) Max circumference of 33-3/8 inches. Max Tire pressure of 30 PSI after race.	Gas only See Footnote #3 / Gas & Oil	Briggs 206 Junior or Comer C50/51	Briggs Kid Kart Slide #555732 See briggsracing.com for rule set See Footnote #1 See Footnote #4
4 Cycle Classes <i>*both series</i>	Age	Weight	Tire	Fuel	Engine	Restrictions
<b>Briggs 206 Cadet</b>	7 - 10	240	MG VK (Orange) 10 x 4.60-5 Front and rear	Gas See Footnote #3	Briggs & Stratton 206 - Briggs & Stratton Rule Set	Red Slide #555733 W/ Carb Lock See briggsracing.com for rule set. See Footnote: #4
<b>Briggs 206 Sportsman</b>	8 - 12	260	MG VK (Orange) 10 x 4.60-5 Front and rear	Gas See Footnote #3	Briggs & Stratton 206 - Briggs & Stratton Rule Set	Green Slide #555740 w/ Carb Lock See briggsracing.com for rule set. See Footnote #4
<b>Briggs 206 Junior</b>	12 - 15	320	MG VK (Orange) 10 x 4.60 - 5 Front 11 x 6.00 - 5 Rear	Gas See Footnote #3	Briggs & Stratton 206 - Briggs & Stratton Rule Set	Yellow Slide #555741 w/ Carb Lock See briggsracing.com for rule set.
<b>Briggs 206 Senior Medium</b>	15 +	360	MG VK (Orange) 10 x 4.60 - 5 Front 11 x 6.00 - 5 Rear	Gas See Footnote #3	Briggs & Stratton 206 - Briggs & Stratton Rule Set	Stock Slide #555590 See briggsracing.com for rule set.
<b>Briggs 206 Senior Heavy</b>	15+	390	MG VK (Orange) 10 x 4.60 - 5 Front 11 x 6.00 - 5 Rear	Gas See Footnote #3	Briggs & Stratton 206 - Briggs & Stratton Rule Set	Stock Slide #555590 See briggsracing.com for rule set.
<b>Briggs 206 Masters</b>	35+	390	MG VK (Orange) 10 x 4.60 - 5 Front 11 x 6.00 - 5 Rear	Gas See Footnote #3	Briggs & Stratton 206 - Briggs & Stratton Rule	Stock Slide #555590 See briggsracing.com for rule set
4 Cycle Classes <i>*Weeknight series only</i>	Age	Weight	Tire	Fuel	Engine	Restrictions
<b>Briggs World Formula</b>	15 +	370	MG HZ or HZI (Red) 10 x 4.60 - 5 Front 10 x 6.00 - 5 Rear or 11 x 7.10 - 5 Rear	Gas See Footnote #3	Briggs World Formula - Faster Motors Tech Rules	See Footnote #2
2 Cycle Classes <i>*Weekend series</i>	Age	Weight	Tire	Fuel	Engine	Restrictions
<b>Micro Swift</b>	7 - 10	225	MG HZ or HZI (Red) 10 x 4.60 - 5 Front and Rear	Gas & Oil	IAME Swift 60cc with factory 16mm header, factory airbox	Tillotson HW-31A Carburetor
<b>Mini Swift</b>	7 - 12	245	MG HZ or HZI (Red) 10 x 4.60 - 5 Front and Rear	Gas & Oil	IAME Swift 60cc, factory airbox	Tillotson HW-31A Carburetor

This rulebook is not intended to cover all aspects of the Road America Karting Club; it will be used as a guide unless it is a clear-cut decision and will be used in conjunction with the WKA rulebook.

<b>Yamaha Heavy</b>	15 +	360	MG HZ or HZI (Red) 10 x 4.60 - 5 Front 11 x 7.10 - 5 Rear	Gas & Oil	Yamaha KT100S WKA Tech Rules New or old cylinder allowed	RLV SR-Y Pipe # 9110 Header See Footnote #5
---------------------	------	-----	--	-----------	--	---

<b>2 Cycle Classes *Weekend series</b>	<b>Age</b>	<b>Weight</b>	<b>Tire</b>	<b>Fuel</b>	<b>Engine</b>	<b>Restrictions</b>
<b>TaG 100 Junior</b>	12 - 15	320	MG HZ or HZI (Red) 10x4.60-5 Front 11x7.10-5 Rear	Gas & Oil	IAME KA100 w/ Factory Airbox Exhaust: As Supplied by Manufacturer ROK 100 VLR Factory Spec	Junior restrictor as supplied by Manufacturer Carburetor: "IAME" Tillotson HW-33A
<b>TaG 100 Senior</b>	15 +	360	MG HZ or HZI (Red) 10x4.60-5 Front 11x7.10-5 Rear	Gas & Oil	IAME KA100 w/ Factory Airbox Exhaust: As Supplied by Manufacturer ROK 100 VLR Factory Spec	Carburetor: "IAME" Tillotson HW-33A
<b>T.A.G.</b>	15 +	WKA	MG FZ (Yellow) 10x4.50-5 Front 11x7.10-5Rear	Gas & Oil	Engine & Weights Per WKA (see below)	WKA Tech Rules
<b>Rotax DD2</b>	15 +	385	MG FZ (Yellow) 10x4.50-5 Front 11x7.10-5Rear	Gas & Oil	Max Challenge Rules	Max Challenge Rules
<b>Stock Honda Shifter</b>	15 +	400	MG FZ (Yellow) 10x4.50-5 Front 11x7.10-5Rear	Gas & Oil	WKA	

#### TAG Weights:

BM Jaguar - 350#	Cheetah SQ124 - 350#	Comer K365 - 380#	Easykart - 350#
Motor Seven 365#	Parilla Leopard 365#	Rotax FR125 365#	Sonik TX125 380#
Sonik VX125 365#	Vortex Rok 350#	Vortex Rok TT 380#	PRD fireball 350#
Parilla X30 370#			

#### Footnotes:

##### 1: Kid Karts:

- Max Throttle opening .310 inches
- **LO206** Gear Ratio 17/57 and #35 chain
- **Comer** Gear Ratio 10/89

##### 2: Briggs World Formula:

- Engines must be factory stock and sealed by Faster Motors
- Pipes & Mufflers: Factory pipe and unmodified 5447S-K-8 Silencer or RLV: 5506, EXF5507, or EXF5511
- See Faster Motors Tech Rules for further specifications

##### 3: Spec Fuel for all Briggs 206 Classes:

- BP **Regular 87 gasoline** from R-Store BP Station. 1232 Co Rd O Plymouth, WI 53073  
OR
- BP **Regular 87 gasoline** from Marshalls One Stop 510 E Rhine St Elkhart Lake, WI 53020
- Test range will be plus or minus 10 on the Digitron fuel meter to tech sample

##### 4: Kid Kart, Cadet, and Sportsman classes:


















- You may only compete in one aged class of: Kid Kart, Briggs Cadet, or Briggs Sportsman.
- Cadet Champion must move out of class.
- Briggs Sportsman may race in Yamaha Sportsman and vice versa.

**This rulebook is not intended to cover all aspects of the Road America Karting Club; it will be used as a guide unless it is a clear-cut decision and will be used in conjunction with the WKA rulebook.**



## 5: YAMAHA Heavy

- 554.7 SR-Y PIPE
  - o Pipe to be run as supplied with no modifications. Must be run with unaltered RLV9110 header and 1.75" straight steel connector tube max.
- 1.780" – 9.5" minimum length from piston to end of connector tube.

## RAKC Flags & Definitions

Light	Flag	Meaning	Where/When Displayed
	 Waving Green	Race has begun/restarted, Passing is allowed	By Starter At beginning of session
 Solid Green		Track is clear in this sector	By Lights Displayed only in the sector(s) that affected
 Solid Yellow	 Standing Yellow	Problem is off track or in next sector/slow kart ahead. NO PASSING ZONE DECLARED NO Passing till past problem	By Starter, Lights, or Flagger Displayed only in the sector that is affected
 Blinking Yellow	 Waving Yellow	Problem in this sector, <b>SLOW DOWN</b> NO PASSING ZONE DECLARED NO passing till past problem	By Starter, Lights, or Flagger Displayed only in the sector that is affected
 Blinking Yellow	 Double Yellow	Full Course Caution, <b>SLOW DOWN</b> NO PASSING FULL COURSE	By Starter (Double Yellow), All Flaggers (Waving Yellow), and All Lights (Blinking Yellow) Used in circumstances not warranting a Red Flag
 Red	 Waving/Standing Red	Session stopped, Come to a <b>Safe controlled Stop</b> . Wait for further instructions	By Starter, Lights, and Flaggers. At direction of officials
 Alternating	 Standing Surface	Surface conditions have changed	By Starter, Lights, or Flaggers. At Marshall's discretion Displayed for max two laps, then withdrawn
	 Furled Black	Warning issued to driver(s)	By Starter At Race Directors discretion
	 Black	Report to scales immediately, penalty issued	By Starter At Race Directors discretion
	 Meatball	Report to scales immediately, mechanical or safety issue	By Starter At Race Directors discretion
	 Sportsmanship	Used to notify a penalty during a race.	By Starter At Race Directors discretion
	 Blue	Faster traffic approaching, may overtake very soon	By Starter At Starter's discretion

**This rulebook is not intended to cover all aspects of the Road America Karting Club; it will be used as a guide unless it is a clear-cut decision and will be used in conjunction with the WKA rulebook.**

	 White	Final Lap	By Starter At start of final lap
	 Checkered	Session Complete, Exit track at scales	By Starter At conclusion of session

**This rulebook is not intended to cover all aspects of the Road America Karting Club; it will be used as a guide unless it is a clear-cut decision and will be used in conjunction with the WKA rulebook.**